


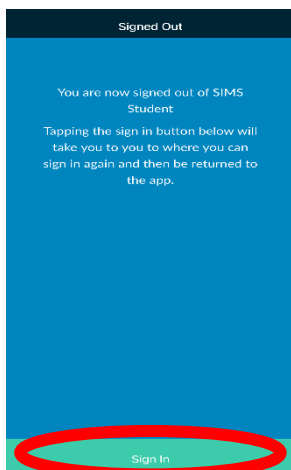
## Submitting homework using SIMs Homework

### Logging into SIMs Student:

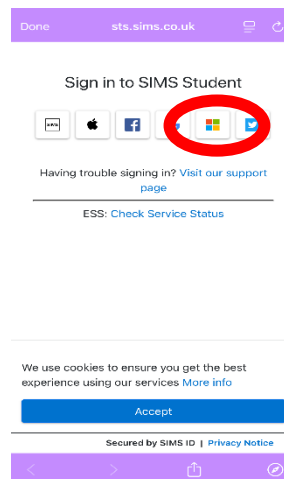
#### Method 1 – the App

If you completed the App set up last year or during module 1, but can't remember how to log in;

- Open the SIMs Student App on your phone/tablet 
- Click sign in



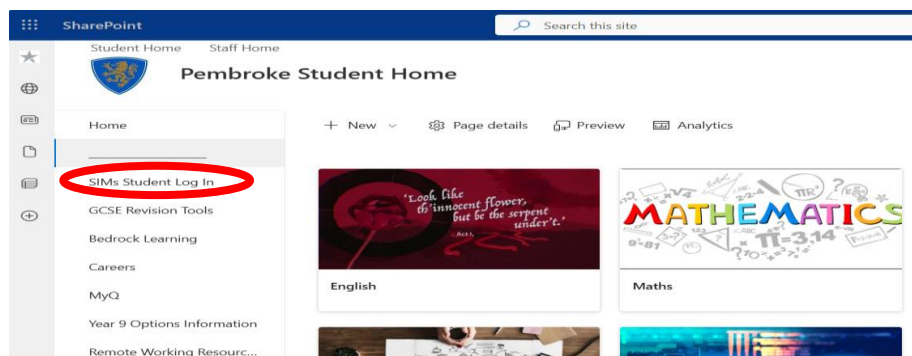
Click the Microsoft Button




- The first time you do this you will need to enter your school email address ([E22\\*\\*\\*\\*@prioryacademies.co.uk](mailto:E22****@prioryacademies.co.uk)) and your **school password**
- Every time you use the app after the first login, you will only need to press the Microsoft logo.

#### Method 2 – [www.sims-student.co.uk](http://www.sims-student.co.uk)

At school – Go to SharePoint (Microsoft Edge) click the link on SharePoint. This is already linked to your log in, so you won't need to enter user names or passwords

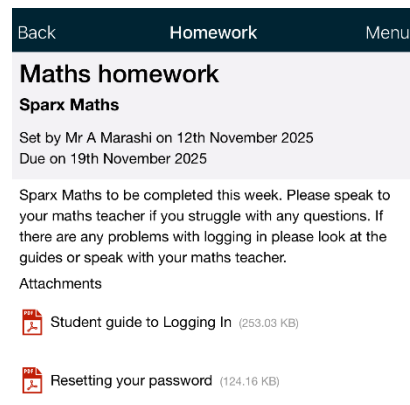
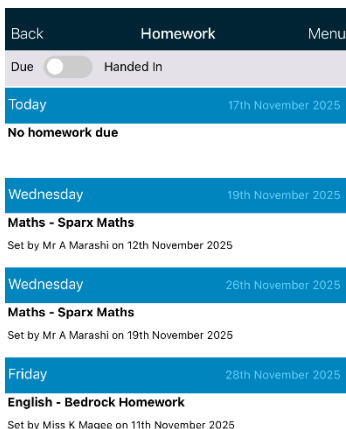


From your home computer, go to [www.sims-student.co.uk](http://www.sims-student.co.uk)

- Click the Microsoft Button 
- The first time you do this you will need to enter your school email address ([E22\\*\\*\\*\\*@prioryacademies.co.uk](mailto:E22****@prioryacademies.co.uk)) and your **school password**
- Every time you use the app after the first login, you will only need to press the Microsoft logo.

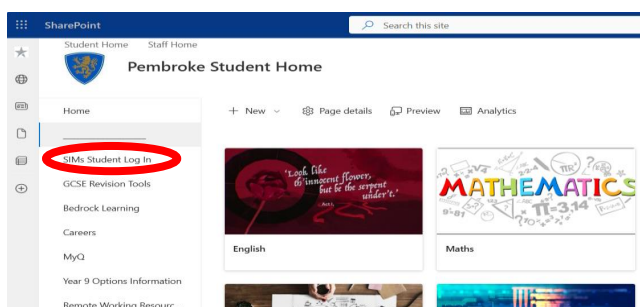
## Submitting Homework on SIMs Student:

You can view your homework and access links or documents on the SIMs Student App, but you can't submit or hand in work using the app.

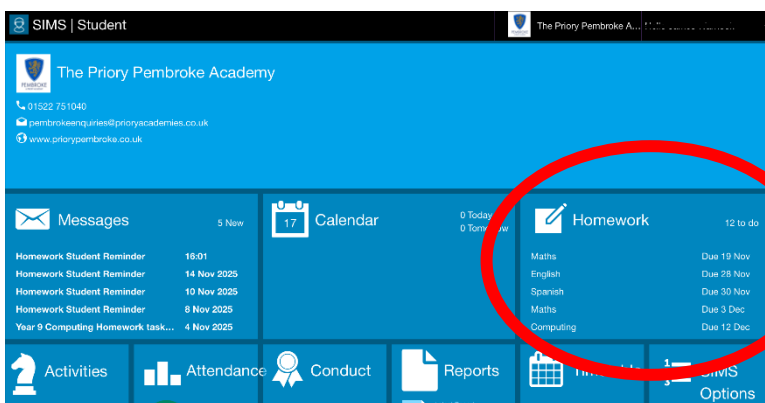


To submit work and move it to 'Handed In' on the app, you need to log into [www.sims-student.co.uk](http://www.sims-student.co.uk)

The easiest way to do this is by clicking the link on SharePoint. This is already linked to your log in, so you won't need to enter user names or passwords



Your SIMs page will open up like this



When you open Homework, select the task you have completed.

In this version of SIMs you will see a box to upload your work. You can't click 'submit for marking' without uploading a document.

If the work you are handing in was completed on Bedrock/Sparx/Educake/Languagenut/Seneca, you could take a screen grab of you result and upload that.

You could also have a Word file saved called 'Homework completed online', and upload that each time (your teachers will be able to check on the homework platform to make sure it is really completed!)

Then press submit

