



**PEMBROKE**  
A PRIORY ACADEMY

# Independent Learning



Be Ready



Be Safe



Be Respectful

# Independent Learning from 2023

## Purpose

- Independent learning (previously called homework) helps to reinforce what you have learnt in the classroom.
- When you are assigned independent learning, you have the opportunity to practice and apply the concepts and skills you have learnt in class.
- Independent Learning helps to develop good study habits.
- You must learn to manage your time effectively in order to complete the assignments on time. This helps to build discipline and responsibility, which are important life skills that will serve you well both in and out of the classroom, and prepare you for the requirements of key stage 4 courses.
- **Home learning will only be set where there is a clear purpose:**
  - to enhance the core curriculum;
  - to drive learning forward; or
  - to help students commit learning to their long term memory.



Be Ready



Be Safe



Be Respectful

# **How will Independent Learning be set?**

**In Years 7 – 9, each subject will set at least one compulsory Independent Learning task per module.**

- You will be given a week to complete the task set and hand this in to your subject teacher.
- This compulsory task will be written into your planner.
- The compulsory tasks will be directly linked to the learning in class, and feedback will be provided by the class teacher.
- You will receive subject points and values stamps for completed work.
- If you do not complete the compulsory tasks your 'Ready' grade will be affected in the Module report.

**Maths will set weekly Sparx tasks which are compulsory**



Be Ready



Be Safe



Be Respectful

# How will Independent Learning be set?

The amount and frequency of Independent learning in Year 10 and 11 will be dependent on the requirements of the course.

- Some subjects will set compulsory independent learning every week, especially where coursework or portfolios must be completed.
- Other subjects will set **at least 2 - 3 compulsory tasks** set per module.
- It is essential that you keep up to date with coursework and submit work according to deadlines. Late or missing work will affect your final grade.
- These compulsory tasks will be recorded in planners.
- You will receive subject points and values stamps for completed work.
- If you do not complete the compulsory tasks your 'Ready' grade will be affected in the Module report.

**Maths will set weekly Sparx tasks which are compulsory**



Be Ready



Be Safe



Be Respectful

# Additional Independent Learning Opportunities

Some families would like students to engage in additional independent learning to enhance and extend their learning more regularly. To support this, **each subject will also provide optional independent learning opportunities**. These independent learning opportunities will be linked to the unit being studied and will consist of some or all of the following:

- something to watch
- something to read
- something to listen to
- something to do
- projects
- quizzes

Additional Independent  
Learning tasks will be set  
on Teams



Be Ready



Be Safe



Be Respectful

# Getting Feedback

You will receive feedback on your independent home learning in a variety of ways.

- **All submitted work will be recognised**, and will receive subject points and/or values stamps.
- For open ended or practical tasks and projects, you will receive **whole class feedback**. This will identify strengths of work submitted and any common areas for development.
- Any quizzes through Microsoft Forms, or sites such as Sparx Maths, Duo Lingo, Seneca Learning or GCSE Pod, will **self-mark** and give instant scores.



Be Ready



Be Safe



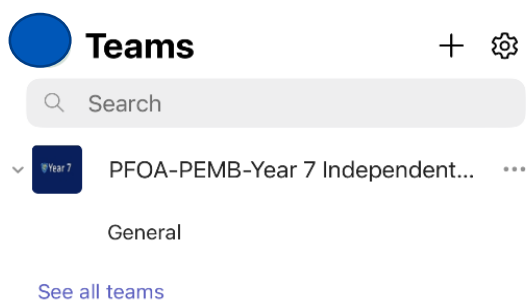
Be Respectful

# Logging onto Teams by App

Details of the additional independent learning opportunities will be found on your **year group's Teams page**.

**Start by downloading Microsoft Teams from the app store on a phone / tablet.**

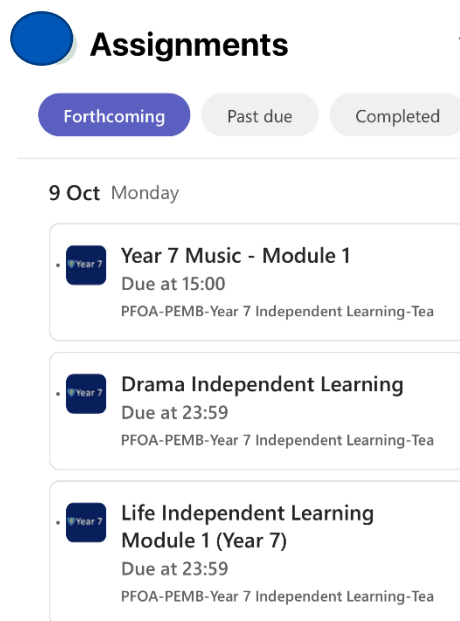
When you open Microsoft Teams, a box will appear. Type your school email address in the box and click 'Sign in':



The Teams for your year group will appear. Click 'Assignments' at the bottom of the screen.

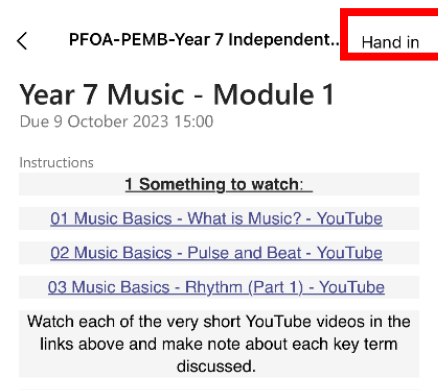


Be Ready



Be Safe

Select the subject you want to work on. When tasks have been completed, attach any documents (paperclip icon at the bottom of the screen), then click 'Hand in'

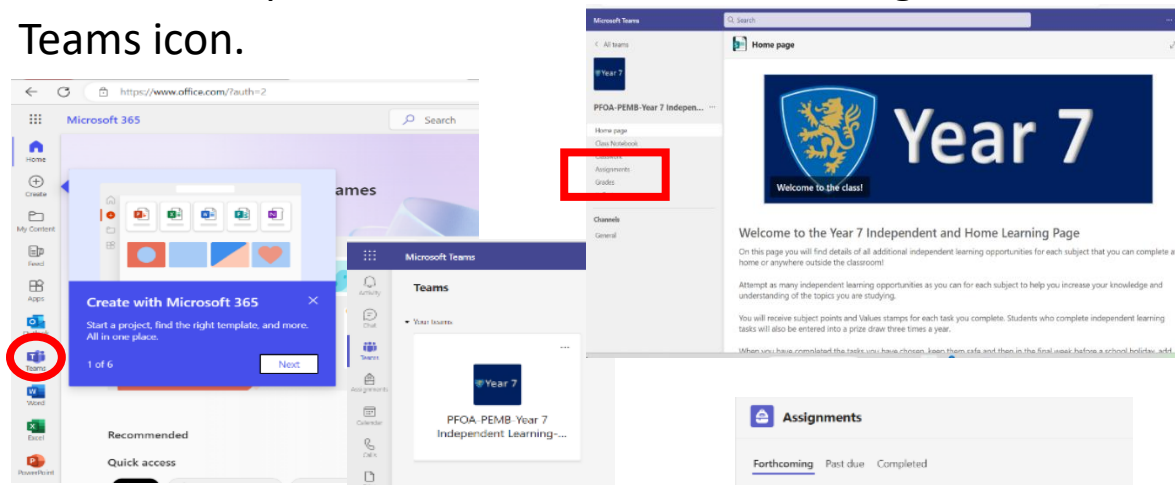


Be Respectful

# Logging onto Teams through Office 365

Details of the additional independent learning opportunities will be found on your year group's Teams page.

**Start by going to [www.office.com](https://www.office.com).** When you click 'sign in', type your school email address and password in the box and click 'Sign in'. On the welcome page, select the Teams icon.

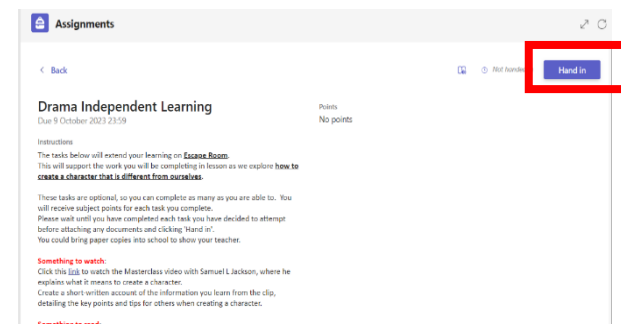


The Teams for your year group will appear. Click the box. When the Team opens, select 'Assignments'



Be Ready

Select the subject you want to work on. When tasks have been completed, attach any documents (paperclip icon at the bottom of the screen), then click 'Hand in'



Be Respectful