



**PEMBROKE**  
A PRIORY ACADEMY

## Key Information

Year 7 Students, joining Pembroke in September 2023







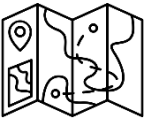





**Name:**











**Form Group / Form Tutor:**

**Head of Year: Mr Lawson-Smyth**

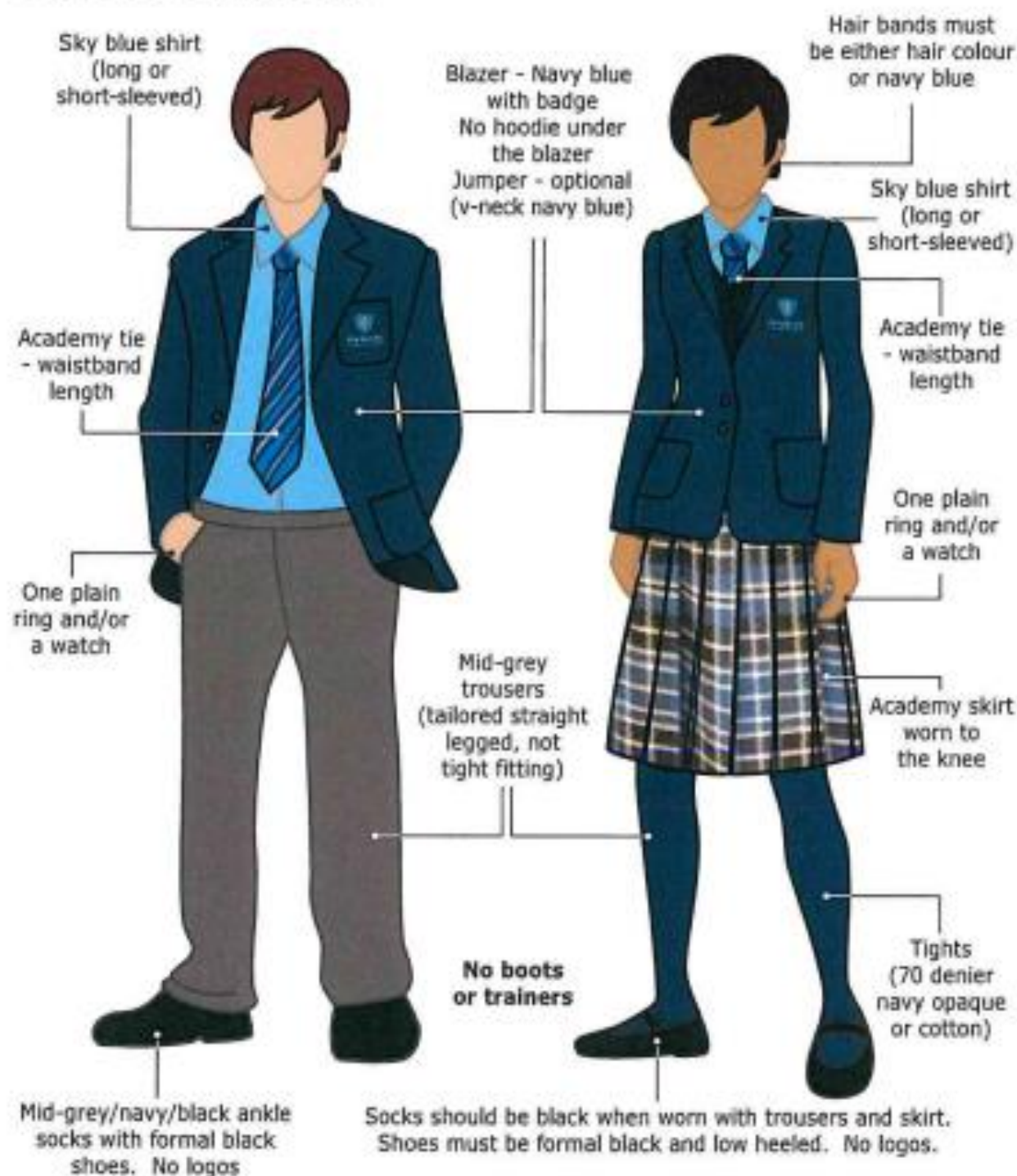
## **Moving up to Pembroke**

We appreciate that not all children will be ready to complete all the below challenges yet. However, we would like to encourage everyone to have a go at these tasks in order to ensure that your transition into year 7 life, as well as your lessons, are as worry free as possible.

Challenge		Tick / colour when you can.
	Tie a tie.	
	Peel a potato.	
	Lock and unlock a padlock.	
	Remember a parent's phone number by heart.	
	Iron a shirt.	
	Make change from £1, £2, £5, and £10.	
	Read a basic map or floorplan (e.g., of a shopping centre or theme park)	
	Tell the time on an analogue clock.	
	Get fully dressed in 5 minutes or less.	
	Write down your full home address, including your postcode.	
	Put on your own shoes and socks and tie your shoelaces.	
	Make a healthy packed lunch and eat it in 15 minutes. Don't forget water!	

	Brush your own hair, and if long, put it up. Try out different hairstyles too!	
	Count up in 2s, 3s, 4s, 5s, 10s. Challenge yourself to do other numbers too!	
	Set the time on an alarm clock or mobile phone.	
	Get in and out of your PE kit as quickly as you can. Try to make sure the items are the right way round!	
	Make a cup of tea. <i>You might need the help of an adult here!</i>	
	Attach a document to an email and send it to a parent or teacher.	
	Accurately measure 10cm, 35cm, 150mm, 500ml and 200g.	
	<b>If you are going to walk to school:</b> Can you walk the route safely by yourself? Time yourself doing it, then add at least 5 minutes to the journey. <i>What time will you have to leave to get there early?</i>	
	<b>If you are going to catch a bus to school:</b> Can you find out what time the bus leaves, and from which stop? How long will it take you to walk to the bus stop? Add at least 5 minutes to the journey. <i>What time will you have to leave to get there early?</i>	
	Plan or make a ' <b>What if Wallet</b> ', with your home contact details, bus ticket, emergency money and a secret smile object ( <i>a small photo, shell, keyring, pet rock or note that makes you feel calm and positive, whatever your day brings</i> ). Decide where you will keep it in your new uniform or bag.	

# School Uniform



**Coat**  
**Hair**

A smart warm coat which fits over the blazer.  
No extreme hairstyles. Hair must be a natural colour and one shade throughout.

**Make-up**

Make-up may be worn sparingly. No false nails, eyelashes and no nail varnish.

**Bag**

A bag to carry your school books and equipment. The bag must be plain.

**Religious Clothing**

To be kept in line with school colours.

**Jewellery**

One stud earring per ear, watch and one ring. No bracelets or necklaces.

**The Headteacher's decision is final**

## PE Kit (both kits are required)

### Indoor Kit

- Academy polo shirt - navy, with royal blue panelling and badge
- Academy plain navy blue shorts
- White sport socks
- Non-marking training shoes



### Outdoor Kit

- Academy rugby shirt - navy, with royal blue panelling and badge
- Academy plain navy blue shorts
- Plain navy blue football socks
- Training shoes, football/rugby boots or astro turf trainers (dependent on the activity)
- Shin pads must be worn for football and gum shields must be worn for rugby



### Optional Items

- Academy navy blue tracksuit bottoms with school logo
- Academy navy blue outdoor quarter zip-up top with school logo
- Academy navy blue sport leggings (girls)
- Academy navy hooded top with royal blue panelling


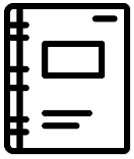




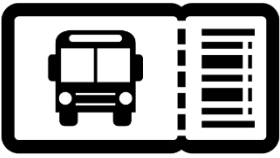




You will receive a ready stamp in your planner each time you have full PE kit for your PE lessons.

**No other logoed sports wear is permitted. Headteacher's decision is final**

## Daily school bag checklist

To help ensure that you are fully prepared for your first day of secondary education, we have put together a checklist of everything that you might need.

	A plain black bag with no logos, big enough to hold an A4 folder.	<input type="checkbox"/> <input checked="" type="checkbox"/>
	School planner signed every Sunday by my parent / carer. <i>(You will receive your planner on your first day in September).</i>	<input type="checkbox"/> <input checked="" type="checkbox"/>
	A pencil case with a pencil, pen, ruler, rubber, sharpener, green pen, and calculator.	<input type="checkbox"/> <input checked="" type="checkbox"/>
	Exercise books and homework that I need to hand in that day.	<input type="checkbox"/> <input checked="" type="checkbox"/>
	A reading book	<input type="checkbox"/> <input checked="" type="checkbox"/>
	A clear water bottle. <b>No fizzy drinks or energy drinks in school please.</b>	<input type="checkbox"/> <input checked="" type="checkbox"/>
	My bus ticket if I catch the bus.	<input type="checkbox"/> <input checked="" type="checkbox"/>
	Money to spend at the Pembroke Diner, either for a break time snack or lunch. Or a packed lunch and snack.	<input type="checkbox"/> <input checked="" type="checkbox"/>
	I will need to remember my PE kit on the following days:  _____ & _____	<input type="checkbox"/> <input checked="" type="checkbox"/>

## Key Information

<b>Registration:</b>	08:35 – 09.10
<b>Period 1:</b>	09:10 – 10:10
<b>Break Time:</b>	10:10 – 10:30
<b>Period 2:</b>	10:30 – 11:30
<b>Period 3:</b>	11:30 – 12:30
<b>Lunch:</b>	12:30 – 13.00
<b>Period 4:</b>	13.00 – 14:05
<b>Period 5:</b>	14.05 – 15:05

### 2023 – 2024 Term Dates:

<b>Module 1</b>	<b>Tuesday 5<sup>th</sup> September 2023 to Friday 20<sup>th</sup> October 2023</b> <i>Holiday: Saturday 21<sup>st</sup> to Sunday 29<sup>th</sup> October 2023</i>
<b>Module 2</b>	<b>Monday 30<sup>th</sup> October 2023 to Friday 15<sup>th</sup> December 2023</b> <i>Holiday: Saturday 16<sup>th</sup> December 2023 to Tuesday 2<sup>nd</sup> January 2024</i> <i>Includes Public Holidays: Monday 25<sup>th</sup> &amp; Tuesday 26<sup>th</sup> December, Monday 1<sup>st</sup> January</i>
<b>Module 3</b>	<b>Wednesday 3<sup>rd</sup> January 2024 to Friday 9<sup>th</sup> February 2024</b> <i>Holiday: Saturday 10<sup>th</sup> to Sunday 18<sup>th</sup> February 2024</i>
<b>Module 4</b>	<b>Monday 19<sup>th</sup> February 2024 to Thursday 28<sup>th</sup> March 2024</b> <i>Holiday: Friday 29<sup>th</sup> March 2024 to Sunday 14<sup>th</sup> April 2024</i> <i>Includes Public Holidays: Friday 29<sup>th</sup> March and Monday 1<sup>st</sup> April</i>
<b>Module 5</b>	<b>Monday 15<sup>th</sup> April 2024 to Friday 24<sup>th</sup> May 2024</b> <i>Holiday: Saturday 25<sup>th</sup> May 2024 to Sunday 2<sup>nd</sup> June 2024</i> <i>Includes Public Holidays: Monday 6<sup>th</sup> &amp; Monday 27<sup>th</sup> May</i>
<b>Module 6</b>	<b>Monday 3<sup>rd</sup> June 2024 to Friday 19<sup>th</sup> July 2024</b>
<b>Staff training days</b>	<b>Friday 1<sup>st</sup> &amp; Monday 4<sup>th</sup> September 2023</b> <b>Tuesday 2<sup>nd</sup> January 2024</b> <i>Three full staff training days, two days commuted to twilight sessions.</i>



### Key Contact Details

We understand that starting a new school can be both exciting and daunting. There are a range of staff members who can answer any questions you may have before starting in September. Below are the key contact details for the year 7 team.

<b>Head of Year</b>	Mr R Lawson-Smyth <a href="mailto:Rlawson-smyth@prioryacademies.co.uk">Rlawson-smyth@prioryacademies.co.uk</a>
<b>SEND Questions</b>	Mrs K Black <a href="mailto:pembrokeSEND@prioryacademies.co.uk">pembrokeSEND@prioryacademies.co.uk</a>
<b>General Questions</b>	<a href="mailto:pembroke@prioryacademies.co.uk">pembroke@prioryacademies.co.uk</a>

## Notes

Please use the space below to make a note of any key pieces of information you receive from the Transition evening, that hasn't been included in this booklet.

This image shows a single sheet of white paper with horizontal ruling lines. The lines are evenly spaced and run across the width of the page. There are no margins, text, or other markings on the paper.